

# ST290 Graphic Display - quick reference guide

## ST290 Graphic Display Alarm pages

### Alarm pages enable you to set alarm modes & thresholds

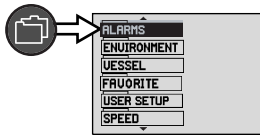
You can use alarm pages to:

- Set the operating mode of each Alarm, either OFF, ON or for operation with an Auxilliary (external) alarm unit.
- Set the threshold of each Alarm, to define when the Alarm will operate.

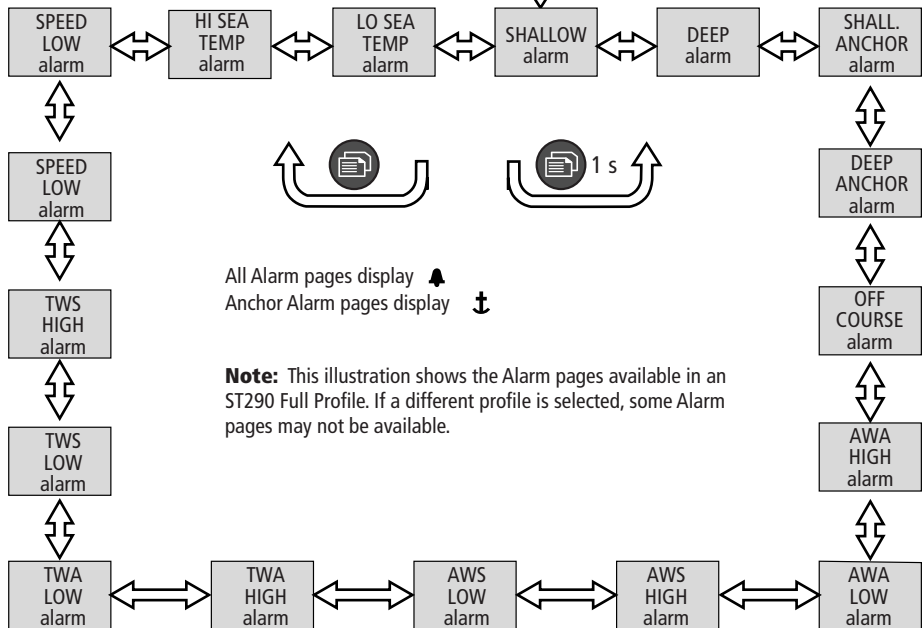
**Note:** Where examples are required, this guide uses the High Apparent Wind Angle Alarm. The principles are valid for all Alarms.

### How to see Alarm pages

#### 1. Enter the ALARMS chapter



#### 2. Select the Alarm page you want

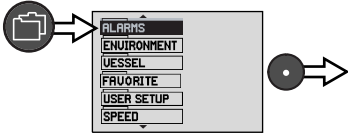


D6298-1

# ST290 Graphic Display Alarm pages

## How to set the Alarm mode

1.



2.

Use  to select the Alarm you want to set up




3.

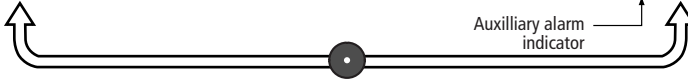

Switch the alarm OFF



Switch the alarm ON

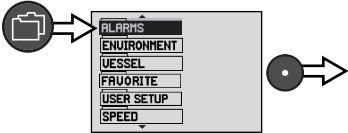


Set the alarm to operate with an Auxilliary alarm unit




## How to adjust Alarm levels

1.



2.

Use  to select the Alarm you want to set up





3.

Hold down  for 1 s to enter setup mode.




4.

Use  or  to set the alarm value you want



5.

Hold down  for 1 s to leave setup mode and save the alarm value you have set.



6.

Repeat steps 2 to 5 for each Alarm you want to set up.

D6299-1